

Wave Steel and Stainless Steel

Seating





Shown to the left is the B321 B2-SS-7222 bench.

Shown to the right are STX-27B-FG-SS with optional etched recycling symbol and STX-27A-AL-SS waste receptacles and the B321 B-SS-7222-SS bench.



Shown below is the B321 A-SS-7222-SS bench.



Wave Steel and Stainless Steel

The Wave Collection is beautifully designed with simple contours to offer comfort in both seat and back. It is available in both regular steel and stainless steel, with or without a back, providing maximum comfort. This Collection will complement any environment through its original style and gracious elegance.

This Collection is a rare type in that the bench becomes a relaxing element with its wave. With many models available, the collection is well suited for corporate campuses, shopping malls, academic institutions, parks, and gardens.



B321 B-PSS-7222 bench.



RPI offers 30 powder coat colors, including 5 wrinkle finish colors. Shown above is the B321 A-SS-7222 bench.

Pictured on the cover is the B321 B-SS-7222-SS bench.



Furnishings
for
Public
Spaces

Wave Bench Steel and Stainless Steel

Steel

The seat and back are constructed of 14-gauge steel. Bench legs, also steel, are .375" thick x 4" wide. All exposed steel parts are e-coated, then powder coated in a polyester-based formulation that provides excellent light and weathering resistance, allowing the bench to be used indoors or out.

Black injection-molded rubber feet are standard on the steel Wave Bench to protect floors. The bench may also be ordered with cast steel feet or L-shaped aluminum anchor straps to enable it to be bolted to the ground, or with reinforced concrete pedestals cast in an integral color.

Options:

- Cast steel anchor feet or L-shaped anchor straps for steel pedestals
- Steel arms

To specify style:

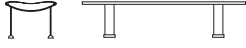
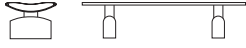
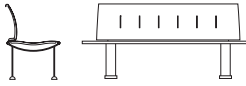

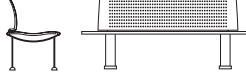
With or without back, slots or perforations

To specify material:

Steel or concrete pedestals

To specify color:

For steel colors, see page C-6; for concrete, see page C-6 (bottom row).

Specifications	Model	L	D	H
 Slotted steel seat, steel legs, no back	B321 A-SS-7222	72"	22.25"	16"
 Slotted steel seat, concrete pedestals, no back	B321 A-SC-7222	72"	22.25"	16"
 Slotted steel seat & back, steel legs	B321 B2-SS-7222	72"	22.75"	32"
 Perforated steel seat, steel legs, no back	B321 A-PSS-7222	72"	22.25"	16"
 Perforated steel seat & back, steel legs	B321 B-PSS-7222	72"	22.75"	32"

Stainless Steel

The seat and back are constructed of 14-gauge type 304 stainless steel with a #4 brushed finish. Legs are 4" wide x .375" thick. Closely spaced perforations help protect against the build up of heat in the sun.

Black injection-molded rubber feet are standard on these benches to protect floors. The bench may also be ordered with L-shaped aluminum anchor straps or cast steel anchor feet, or with reinforced concrete pedestals cast in an integral color. The stainless steel can be powder coated, if desired, at extra cost.

Options:

- Cast steel anchor feet or L-shaped aluminum anchor straps for steel legs

To specify style:

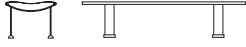
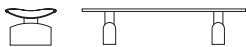
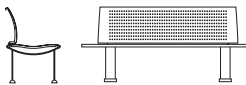
With or without back

To specify material:

Steel or concrete pedestals

To specify color:

For steel powder coat colors see color page C-6; for concrete, see page C-6 (bottom row).

Specifications	Model	L	D	H
 Perforated stainless steel seat & legs, no back	B321 A-SS-7222-SS	72"	22.25"	16"
 Perforated stainless steel seat, concrete pedestals, no back	B321 A-SC-7222-SS	72"	22.25"	16"
 Perforated stainless steel seat, legs & back	B321 B-SS-7222-SS	72"	22.75"	32"



Concrete Pedestal



Arm for B321 benches; 1" diameter steel tubing x 6.5" high (from top of seat)

Companion Products



PSR-2719-WP



STX-22-W



PSR-2719-WP-SS