



B320 B-S bench with back and optional arms



B321 A-SS-7222 bench with T500-A18-R table









B320 A-S-6024 bench with optional arms



Bench Arms & Tables

Furnishings
for
Public
Spaces

Shown here are details of the various steel arms and wood end tables available for use with our steel B320 and B321 seating. The table tops are designed for indoor use and can be attached to seats with steel legs. The wood is finished with a sealer and lacquer, plus a stain if specified other than natural. Benches are shipped with arms attached. Tables are shipped separately; simple assembly required.

	Specifications	H	W
<p>Standard configuration is two arms per bench, as shown in photo on reverse side of this sheet.</p> <p>See B320 and B321 Series product sheets for bench styles.</p>	 <p>Arm for B320 bench with back; .625" x 2.5" steel</p>	7" (from top of seat)	2.5"
<p>Specify color: See color page C-6</p>	 <p>Arm for B320 bench without back; .25" x 3" steel</p>	5.625" (from top of seat)	3"
	 <p>Arm for B321 benches with steel or laminated maple seats; 1" dia. steel tubing</p>	6.5" (from top of seat)	1"
<p>The addition of an attached table adds 20" to the overall bench length.</p> <p>Specify style:</p> <ul style="list-style-type: none"> • 18" square or 18" round • Free-standing or attached version 	 <p>Model: T500-A18-S</p> <p>Attached square butcher block laminated natural wood table; 1" thick hard maple top; 4" dia. steel support column; steel attachment bracket; 8" dia. hard black rubber base</p>	18.25"	18" sq
<p>Specify column color: For steel powder coat colors, see color page C-6.</p>	 <p>Model: T500-A18-R</p> <p>Attached round butcher block laminated natural wood table; 1" thick hard maple top; 4" dia. steel support column; steel attachment bracket; 8" dia. hard black rubber base</p>	18.25"	18" dia
<p>Specify color: To specify color, see color page C-7</p> <p>W-11 Natural W-17 Walnut W-27 Bone W-29 Black W-42 Avocado W-63 Red Currant W-94 Royal Blue</p>	 <p>Model: T500-F18-R Model: T500-F18-S (not pictured)</p> <p>Free-standing butcher block laminated natural wood table; 1" thick hard maple top; 4" dia. steel support column welded to 12" dia. steel base (steel base on free-standing models will match column color)</p>	18.25" 18.25"	18" dia 18" sq

For more information, call or write: