

Wave Collection Bench Wood Slat

Seating





Wave Collection Bench Wood Slat









Furnishings
for
Public
Spaces

Wood Slat

On interior applications we use 2.34" x 1.2" cross section red oak. The oak is kiln dried and finished with a clear, moisture-resistant satin lacquer that requires little maintenance. For exterior applications, ipe[®] is known for its durability, decay resistance, and good weathering characteristics. Ipe[®] will turn grey if left in the sun untreated. We apply a deck stain before shipment. Occasional applications every year or two will maintain the red-brown color. Artificial lumber is extruded out of 100% recycled high-density polyethylene (HDPE), such as is available by recycling milk containers. It is ideally suited to both outdoor and indoor use, is UV-stabilized to prevent fading, will not rot, and is resistant to termites. The unique race-track shaped slats, which measure 2.5" x 1.2", are attached with stainless steel hardware. Slats are available in six colors: sand, cranberry, spring green, cedar, dark grey, and weathered wood.

Supports & Feet

Steel supporting pedestals are 3/8" thick x 4" wide. All steel parts have an e-coat primer and are powder coated with a polyester-based formulation for excellent weathering resistance. Reinforced concrete support pedestals are cast in an integral color and are available in five standard colors. Black injection-molded rubber feet are standard to prevent marring of floors. Black cast steel feet of similar shape, as well as L-shaped anchor straps, are available to enable the benches to be bolted to the ground.

Specifications	Model	L	D	H	Approx. Weight
 Red oak slat seat; steel legs; no back	B321 A-ROS-7223	72"	23"	16"	145 lbs
 Ipe [®] slat seat; steel legs; no back	B321 A-IPS-7223	72"	23"	16"	160 lbs
 Poly slat seat; steel legs; no back	B321 A-ALS-7223	72"	23"	16"	135 lbs
 Red oak slat seat; concrete legs; no back	B321 A-ROC-7223	72"	23"	16"	300 lbs
 Ipe [®] slat seat; concrete legs; no back	B321 A-IPC-7223	72"	23"	16"	330 lbs
 Red oak slat seat & back; steel legs	B321 B-ROS-7223	72"	23.5"	31.25"	195 lbs
 Ipe [®] slat seat & back; steel legs	B321 B-IPS-7223	72"	23.5"	31.25"	220 lbs
 Poly slat seat & back; steel legs	B321 B-ALS-7223	72"	23.5"	31.25"	185 lbs

Poly Slat Colors

To specify style:
With or without back

To specify material:
Type of wood slat with steel or concrete legs

To specify color:
For steel colors, see pages C-6 and C-7; for concrete legs, see page C-6.

Options:
• Cast steel anchor feet or L-shaped anchor straps for steel legs



B321 B-ALS-7223



Concrete Pedestal



Steel Pedestal