



T6-VW-RD-36
(Midnight Dust)



T6-SM-PE-4829
(W-11 Natural)



T6-SS-SQ-3636
(Stainless Steel)



Tables Series

Furnishings
for
Public
Spaces

Table Tops and Pedestals

These sturdy, versatile tables are designed for indoor use in public spaces. Offered in a variety of shapes and sizes, they are well suited for a variety of applications. The larger tables are ideal for creating conversation areas and impromptu work spaces, while the smaller tables provide a perfect place to temporarily rest purses, magazines, refreshments, or small parcels.

Table tops are constructed of stainless steel, laminate, butcher block or vinyl wrap, and table pedestals are steel.

Table Tops	Model	Material	Shape	Size of Top	Approx. Weight (Top Only)
To specify model: Choose model no. and T-edge Profile 3333 or 5613 (see back page)	T6-LT-PL-4829	Laminated MDF with T-Edge	Pill	48" x 29"	40 lbs
	T6-LT-PE-4829		Peanut	48" x 29"	39 lbs
	T6-LT-RE-4829		Rectangle	48" x 29"	46 lbs
	T6-LT-SQ-3636		Square	36" x 36"	40 lbs
	T6-LT-RD-36		Round	36" dia	32 lbs
	T6-LT-SQ-2424		Square	24" x 24"	18 lbs
	T6-LT-RD-24		Round	24" dia	14 lbs
To specify laminate color: ST0002T Light Grey or S3036T Impressionist Blue (see back page)	T6-SS-SQ-3636	Stainless Steel (#4 brushed finish)	Square	36" x 36"	37 lbs
	T6-SS-RD-36		Round	36" dia	27 lbs
	T6-SS-SQ-2424		Square	24" x 24"	19 lbs
	T6-SS-RD-24		Round	24" dia	14 lbs
To specify model: Choose model no.	T6-VW-PL-4829	Vinyl Wrap	Pill	48" x 29"	32 lbs
	T6-VW-PE-4829		Peanut	48" x 29"	31 lbs
	T6-VW-RE-4829		Rectangle	48" x 29"	36 lbs
	T6-VW-SQ-3636		Square	36" x 36"	31 lbs
	T6-VW-RD-36		Round	36" dia	26 lbs
	T6-VW-SQ-2424		Square	24" x 24"	14 lbs
	T6-VW-RD-24		Round	24" dia	12 lbs
To specify model: Choose model no.	T6-SM-PL-4829	Stained MDF	Pill	48" x 29"	32 lbs
	T6-SM-PE-4829		Peanut	48" x 29"	31 lbs
	T6-SM-RE-4829		Rectangle	48" x 29"	36 lbs
	T6-SM-SQ-3636		Square	36" x 36"	31 lbs
	T6-SM-RD-36		Round	36" dia	26 lbs
	T6-SM-SQ-2424		Square	24" x 24"	14 lbs
	T6-SM-RD-24		Round	24" dia	12 lbs
	T6-SM-SQ-1818		Square	18" x 18"	8 lbs
	T6-SM-RD-18		Round	18" dia	7 lbs
To specify model: Choose model no.	T6-BB-SQ-1818	Butcher Block	Square	18" x 18"	8 lbs
	T6-BB-RD-18		Round	18" dia	7 lbs
	T6-BB-SQ-1818-A*		Square	18" x 18"	8 lbs
	T6-BB-RD-18-A*		Round	18" dia	7 lbs
To specify color: See color page C-7, laminated maple wood stains.					

* These tables can be attached to B320 and B321 benches with steel legs. Attached tables use the pedestal TR-818-A.



Furnishings
for
Public
Spaces



The larger tables pair perfectly with RPI's laminated maple stacking chairs (shown here in the Loop model). Shown above is the T6-SM-PE-4829 table in W-11 natural stain.




RPI's tables can be specified in a variety of shapes, sizes, and materials, providing flexibility for a number of applications. Shown above, T6-VW-RD-36 round (midnight dust), T6-SS-SQ-3636 square, and T6-LT-PL-4829 pill (light grey).

Table Pedestals	Model	Specifications	Column / Base	Nominal Overall Size w/ Table Top	Approx. Weight (Pedestal Only)
To specify model: Choose model no. To specify color: Available in 22-7001 Tuxedo Black wrinkle and 22-7002 Pachyderm Grey wrinkle finishes as shown on color page C-7. Check factory for other colors.	TP-72229	7.25" x 22" oval base	3" dia x 14 ga / .25" thick	7.25" x 22" x 29" h	(per pair) 56 lbs
	TP-2429	23.5" round base	4" dia x 11 ga / .25" thick	23.5" dia x 29" h	51 lbs
	TP-1218	12" round base	3" dia x 11 ga / .25" thick	12" dia x 18.25" h	19 lbs
	TP-818-A	8" round base with tube to attach to B320 and B321 benches with steel legs	4" dia x 11 ga / .125" thick	8" dia x 18.25" h	19 lbs



Furnishings
for
Public
Spaces

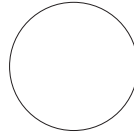
Table Top Details



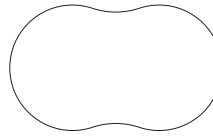
Square



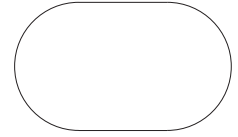
Rectangle



Round

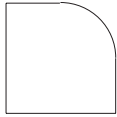


Peanut

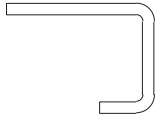


Pill

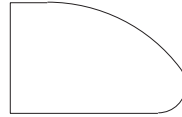
Edge Details



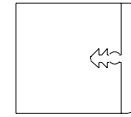
18" Vinyl Wrap or
Stained MDF or
Butcher Block



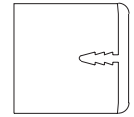
Stainless Steel



24" and above
Vinyl Wrap and
Stained MDF

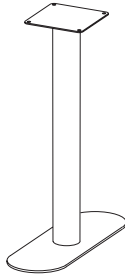


Laminated MDF
T-edge 5613

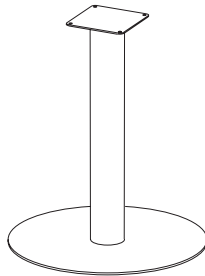


Laminated MDF
T-edge 3333

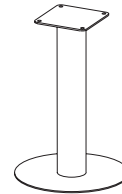
Pedestal Details



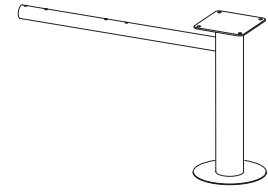
TP-72229



TP-2429




TP-1218



TP-818-A

Colors

Laminated MDF with T-Edge



ST0002T Light Grey



S3036T Impressionist Blue

Vinyl Wrap



Midnight Dust



Clear

T-Edge for Laminated MDF

NOTE: T-edge is only offered in a light grey color.



T-edge 5613



T-edge 3333