

STX Steel and Stainless Steel

Waste
Receptacle



STX Steel and Stainless Steel

STX steel and stainless steel waste receptacles are part of the RPI Wave Collection, which includes steel and stainless steel Wave benches and planters. We offer these waste receptacles in many body sizes and with tops made of various materials and designs to satisfy almost any need.

Stainless Steel is one of the finest materials available for the manufacturing of waste receptacles worldwide. It provides many opportunities for aesthetic touches in addition to being easy to maintain.

Uses are almost infinite – shopping malls, educational institutions, airports, public spaces and health care.



Optional aluminum rain cap.



Pictured above are STX-22SI-FG receptacle and B321 A-SS-7222 bench.



Precision laser cut or etched logos may be specified to identify a university or corporation.



Pictured above is STX-12-A-SS.

Pictured on the cover is STX-22-WA. Pictured to the right are STX-27-WA-SS, STX-27B-AL-SS with optional etched logo and STX-27A-FG.



Furnishings
for
Public
Spaces

STX Waste Receptacle Steel and Stainless Steel

Steel

These heavy-duty, 16-gauge perforated steel waste containers can be used in conjunction with our perforated steel benches and planters. All steel parts are e-coated, then powder coated in a polyester-based formulation that provides excellent weathering resistance. Black rubber trim is provided on the bottom edge to protect floors from damage.

All units used for trash are supplied with an internal ring to support trash bags, unless a rigid polyethylene liner is specified. The optional liner is provided with hand holes for easy lifting. Trash bag tops can be folded under the liner. Use of liners reduces capacities to 42, 28.3, 16.6, and 7.7 gallons respectively.

Tops are available in three materials: dark grey anodized aluminum, charcoal-colored polyethylene, or fiberglass which is available in a variety of colors.

STX-11 and STX-22 models are available without perforations if specified.

Steel Specifications	Model	Overall Size	Opening	Top Material	Capacity w/o Liner	Approx. Weight w/o Liner
Style A Large opening top	STX3-27A-AL	21" dia x 31" h	16.5" dia	Aluminum	39 gallons	53 lbs
	STX-22-W	15" dia x 33" h	11" dia	Aluminum	22 gallons	38 lbs
	STX-11-W	12" dia x 26" h	9" dia	Aluminum	11 gallons	25 lbs
	STX3-41A-FG	24" dia x 33.5" h	18.5" dia	Fiberglass	56 gallons	67 lbs
	STX3-27A-FG	21" dia x 31" h	16.5" dia	Fiberglass	39 gallons	53 lbs
	STX-22-WFG	15" dia x 33" h	11" dia	Fiberglass	22 gallons	38 lbs
Style B Dome top with smaller opening	STX3-27A-WP	21" dia x 31" h	16.5" dia	Polyethylene	39 gallons	53 lbs
	STX-22-WP	15" dia x 33" h	11" dia	Polyethylene	22 gallons	38 lbs
Waste/Ash	STX3-41B-AL	24" dia x 34.75" h	9.375" dia	Aluminum	56 gallons	67 lbs
	STX3-27B-AL	21" dia x 32" h	8.375" dia	Aluminum	39 gallons	53 lbs
Side Load Top	STX3-41B-FG	24" dia x 34.75" h	9.375" dia	Fiberglass	56 gallons	67 lbs
	STX3-27B-FG	21" dia x 32" h	8.375" dia	Fiberglass	39 gallons	53 lbs
Ash w/bowl	STX3-41-WA	24" dia x 33.5" h	12" dia	Aluminum	56 gallons	67 lbs
	STX3-27-WA	21" dia x 31" h	10" dia	Aluminum	39 gallons	53 lbs
	STX-22-WA	15" dia x 33" h	7" dia	Aluminum	22 gallons	38 lbs
Ash w/funnel	STX3-41SL-FG	24" dia x 42.25" h	13.75" x 6.75" oval	Fiberglass	56 gallons	69 lbs
	STX3-27SL-FG	21" dia x 39.75" h	11.5" x 6.25" oval	Fiberglass	39 gallons	56 lbs
	STX-22SL-FG	15" dia x 41" h	7.75" x 5.25" oval	Fiberglass	22 gallons	39 lbs
Ash w/bowl	STX-11-A	12" dia x 26" h	n/a	Aluminum	n/a	25 lbs
Ash w/funnel	STX-11-F	12" dia x 26" h	n/a	Aluminum	n/a	25 lbs

To specify:
Indicate model number, color, top style, and top material

To specify color:
For steel colors, see color page C-6. If fiberglass top is specified, indicate smooth semi-gloss finish or rough stone finish. For fiberglass colors, see color page C-8.

- Options:**
- Fire retardant resin for fiberglass tops
 - Polyethylene liners
 - Chain to attach top to body
 - Anchor straps or bolt-through bottom
 - Rain cap available on most models

Companion Products



B321 B2-SS-7222



PSR-2719-WP

Stainless Steel

Units are constructed of 18-gauge type 304 stainless steel with #4 brushed finish. Black rubber trim is provided on the bottom edge to protect floors from damage. An internal bag ring is supplied to support a trash bag unless an optional rigid liner is specified. The bag is draped over the ring itself. In this way the bag need not hang outside, and the use of a rigid liner is not required. Rigid polyethylene liners with hand holes are available as an option, but reduce capacity to 42, 28.3, 16.6 and 7.7 gallons respectively. Tops are available in three materials: dark grey anodized aluminum, charcoal-colored polyethylene, or fiberglass which is available in a variety of colors. STX-11 and STX-22 models are available without perforations if specified.

Perforated Stainless Steel	Model	Overall Size	Opening	Top Material	Capacity w/o Liner	Approx. Weight w/o Liner
Style A Large opening top	STX-27A-AL-SS	21" dia x 31" h	16.5" dia	Aluminum	39 gallons	49 lbs
	STX-22-W-SS	15" dia x 33" h	11" dia	Aluminum	22 gallons	35 lbs
	STX-11-W-SS	12" dia x 26" h	9" dia	Aluminum	11 gallons	23 lbs
	STX-41A-FG-SS	24" dia x 33.5" h	18.5" dia	Fiberglass	56 gallons	62 lbs
	STX-27A-FG-SS	21" dia x 31" h	16.5" dia	Fiberglass	39 gallons	49 lbs
	STX-22-WFG-SS	15" dia x 33" h	11" dia	Fiberglass	22 gallons	35 lbs
Style B Dome top with smaller opening	STX-27A-WP-SS	21" dia x 31" h	16.5" dia	Polyethylene	39 gallons	49 lbs
	STX-22-WP-SS	15" dia x 33" h	11" dia	Polyethylene	22 gallons	35 lbs
Waste/Ash	STX-41B-AL-SS	24" dia x 34.75" h	9.375" dia	Aluminum	56 gallons	62 lbs
	STX-27B-AL-SS	21" dia x 32" h	8.375" dia	Aluminum	39 gallons	49 lbs
Side Load Top	STX-41B-FG-SS	24" dia x 34.75" h	9.375" dia	Fiberglass	56 gallons	62 lbs
	STX-27B-FG-SS	21" dia x 32" h	8.375" dia	Fiberglass	39 gallons	49 lbs
Ash w/bowl	STX-41-WA-SS	24" dia x 33.5" h	12" dia	Aluminum	56 gallons	62 lbs
	STX-27-WA-SS	21" dia x 31" h	10" dia	Aluminum	39 gallons	49 lbs
	STX-22-WA-SS	15" dia x 33" h	7" dia	Aluminum	22 gallons	35 lbs
Ash w/funnel	STX-41SL-FG-SS	24" dia x 42.25" h	13.75" x 6.75" h oval	Fiberglass	56 gallons	64 lbs
	STX-27SL-FG-SS	21" dia x 39.75" h	11.5" x 6.25" h oval	Fiberglass	39 gallons	55 lbs
	STX-22SL-FG-SS	15" dia x 41" h	7.75" x 5.25" h oval	Fiberglass	22 gallons	36 lbs
Ash w/bowl	STX-11-A-SS	12" dia x 26" h	n/a	Aluminum	n/a	23 lbs
Ash w/funnel	STX-11-F-SS	12" dia x 26" h	n/a	Aluminum	n/a	23 lbs

Un-perforated Stainless Steel	Model	Overall Size	Side Trash Hole	Top Material	Capacity w/ Liner	Approx. Weight w/ Liner
Ash w/bowl	STX-12-A-SS	12" dia x 26" h	6.5" x 4.5" h oval	Aluminum	5 gallons	25 lbs
Ash w/bowl	STX-10-A-SS	10" dia x 22" h	6.5" x 4.5" h oval	Aluminum	2.5 gallons	13 lbs
Ash w/funnel	STX-12-F-SS	12" dia x 26" h	6.5" x 4.5" h oval	Aluminum	5 gallons	25 lbs

Rigid liner is standard on un-perforated Stainless Steel units with side trash hole in body.

To specify:
Indicate model no., top style, color and material.

To specify color:
If fiberglass top is specified, indicate smooth semi-gloss finish or rough stone finish. For fiberglass colors, see color page C-8.

- Options:**
- Fire retardant resin for fiberglass tops
 - Polyethylene liners
 - Chain to attach top to body
 - Bolt through bottom or aluminum anchor straps
 - Rain cap available on most models

Companion Products



B321 B-SS-7222-SS



PSR-2719-WP-SS



Furnishings
for
Public
Spaces





Wall-Mounted Receptacles

These 16-gauge steel units are offered in two different sizes. All steel is e-coated, then powder coated in a polyester-based formulation that provides excellent weathering resistance, allowing the units to be used both indoors or out.

The black 9" long x 3.5" wide x 2" deep steel mounting bracket has two holes spaced 5.5" apart to accommodate customer's .25" diameter mounting holes.

Units used for trash have an internal ring to support trash bags unless a rigid polyethylene liner is specified. Use of liners reduces capacity to 16.6 and 7.7 gallons.

Tops are available in three materials: dark grey anodized aluminum, charcoal-colored polyethylene, or fiberglass that is available in a variety of colors.

Specifications	Model	Overall Size	Opening	Top Material	Capacity w/o Liner	Approx. Weight w/o Liner
 Waste Only	HS-22-W	15" dia x 33" high	11" dia	Aluminum	22 gallons	38 lbs
	HS-22-WP	15" dia x 33" high	11" dia	Polyethylene	22 gallons	38 lbs
	HS-22-WFG	15" dia x 33" high	11" dia	Fiberglass	22 gallons	38 lbs
 Waste/Ash	HS-22-WA	15" dia x 33" high	7" dia	Aluminum	22 gallons	38 lbs
 Ash w/bowl	HS-11-A	12" dia x 26" high	n/a	Aluminum	n/a	28 lbs
 Ash w/funnel	HS-11-F	12" dia x 26" high	n/a	Aluminum	n/a	28 lbs

To specify:

Indicate model number, top style, color, and top material.

To specify color:

For steel colors, see color page C-6. For fiberglass top colors, see color page C-8.

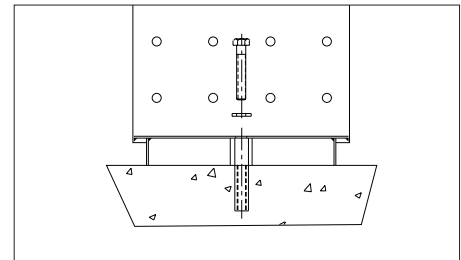
Options:

- Fire retardant resin for fiberglass tops
- Polyethylene liner
- Chain to attach top to body
- Rain cap, fiberglass or aluminum, available on most models

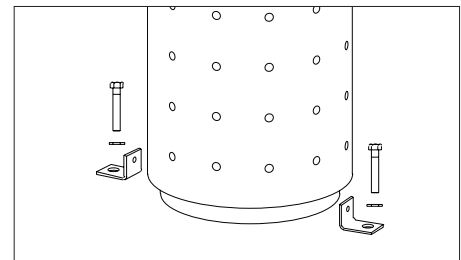


HS-22-WA with optional aluminum rain cap

Mounting Options for Free-standing Models



Bolt Through
Predrilled 5/8" diameter hole



L-Strap
Predrilled 5/8" diameter holes