



CR-40B-FG



CP220-1



CR512-A



## Concrete Series

Furnishings  
for  
Public  
Spaces

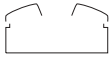
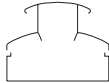
Precast concrete waste receptacles, planters and ash urns are practical for use both outdoors and indoors. They are exceptionally durable for high use areas as well as being heavy to prevent movement.

Each precast concrete unit is supported by .375" thick black steel legs. Spun aluminum bowls, funnels, and rain caps are hardcoat anodized in a dark grey color. Extra weight is an option in fiberglass dome tops to reduce the danger of blowing off in windy areas. Internal rings are standard for holding trash bags.

**To specify:**  
Indicate style and material of top and color.

**To specify color:**  
To specify concrete and fiberglass colors, see color page C-8.



- Options:**
- 35 gallon plastic inner liner instead of bag ring
  - Drain hole
  - Extra weight in fiberglass dome tops

Waste Receptacles Specifications	Model	Overall Size	Opening	Top Material	Capacity w/o Liner	Approx. Weight
Style B Dome top with smaller opening 	CR-40B-AL	26" dia x 43.5" high	10.25" dia	Aluminum	40 gallons	640 lbs
	CR-40B-FG	26" dia x 43.5" high	10.25" dia	Fiberglass	40 gallons	640 lbs
Style C Dome top with rain cap in same material 	CR-40C-AL	26" dia x 50.5" high	10.25" dia	Aluminum	40 gallons	640 lbs
	CR-40C-FG	26" dia x 50.5" high	10.25" dia	Fiberglass	40 gallons	640 lbs

**To specify:**  
Indicate style of top and concrete color.

**To specify color:**  
See color page C-6 or C-8.

- Options:**
- Rain cap, style A only
  - Drain hole

Ash Urns Specifications	Model	Overall Size	Top Material	Approx. Weight
Style A - sand bowl 	CR512-A	12" dia x 24" high	Aluminum	125 lbs
Style F - bowl w/ funnel 	CR512-F	12" dia x 24" high	Aluminum	125 lbs

**To specify:**  
Indicate size and concrete color.

**To specify color:**  
See color page C-6 or C-8.

- Options:**
- Drain hole

Planters Specifications	Model	Overall Size	I.D. Rim	Planting Depth	Approx. Weight
	CP220-1	26" dia x 17" high	20"	11.5"	335 lbs
	CP220-2	36" dia x 24" high	30"	18"	1075 lbs
	CP220-3	48" dia x 32" high	42"	26"	2235 lbs

For more information, call or write:

# C-8 Color Chart




Color page C-8 shows colors for fiberglass products, and is as accurate as can be reasonably expected. Actual color samples are available upon request. Other colors are available for an upcharge. Note: When exposed to the sun

outdoors, chalking may appear over time. Buffing and re-waxing can remove this.

The bottom row shows concrete colors available for concrete bench pedestals and concrete waste receptacles, ash urns and planters.

*Furnishings  
for  
Public  
Spaces*

## Fiberglass Colors




C-66 Silver



C-38 White



C-68 Bisque




C-46 Pale Yellow



C-44 Pale Blue




C-41 Med. Cool Grey




C-67 Oyster



C-58 Red



C-47 Pale Green



C-56 Lt. Blue Violet



C-43 Dark Grey



C-70 Light Grey



C-37 Crimson



C-23 Lt. Emerald Green



C-57 Blue



C-71 Charcoal



C-42 Med. Warm Grey



C-63 Dark Red



C-25 Forest Green



C-61 Deep Blue



C-33 Black



C-20 Taupe



C-36 Burgundy




C-27 Emerald Green



C-30 Dark Blue

## Integral Concrete Colors



C-76 Charcoal



C-72 Tan



C-74 Taupe



C-73 Terra Cotta



C-75 Grey