



RS8-50

RFF-50  
with optional push-window

RFF-32-T



## Food Court Series

Furnishings  
for  
Public  
Spaces

These receptacles are specifically designed for use in food court areas. One window opening is standard on these units. A self-closing push-window can be specified at extra charge.

The RS8-50, RFF-32-T and RFF-50-T come with an internal ring to hold trash bags. An optional rigid polyethylene or fiberglass liner may be specified in place of the bag holding ring. Unloading is done by lifting off the top.

A rigid polyethylene liner is included on the RFF-32 and RFF-50 models with front unloading door.

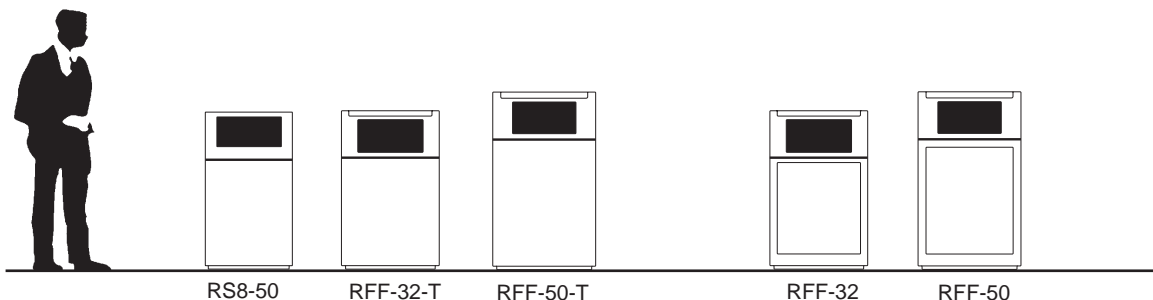
Specifications	Model	Overall Size	Size of Window Opening	Tray Depression	Capacity
Side load waste receptacle with tray depression	RS8-50	21" sq. x 38" high	8.25" x 15.25"	16" wide x 16" deep	50 gallons
Same as above	RFF-32-T	24" wide x 20" deep x 39" high	8.25" x 15.25"	20.25" wide x 18" deep	51 gallons
Same as above	RFF-50-T	26" wide x 23" deep x 45" high	8.25" x 15.25"	21.75" wide x 20.75" deep	77 gallons
Same as above, except with door in front for unloading and poly liner	RFF-32	24" wide x 20" deep x 39" high	8.25" x 15.25"	20.25" wide x 18" deep	32 gallons
Same as above, except with door in front for unloading and poly liner	RFF-50	26" wide x 23" deep x 45" high	8.25" x 15.25"	21.75" wide x 20.75" deep	51 gallons

To specify:  
Indicate model number,  
color and any options

To specify color:  
For fiberglass colors,  
see color pages C-4  
and C-5

- Options:
- Fire retardant resin
  - Self-closing push-window
  - Extra weight in base
  - Fiberglass liner instead of poly for RFF-32 and RFF-50
  - Extra window opening in rear of RS8-50 unit, with or without self-closing push-window

### Relative Sizes



# C-8 Color Chart




Color page C-8 shows colors for fiberglass products, and is as accurate as can be reasonably expected. Actual color samples are available upon request. Other colors are available for an upcharge. Note: When exposed to the sun

outdoors, chalking may appear over time. Buffing and re-waxing can remove this.

The bottom row shows concrete colors available for concrete bench pedestals and concrete waste receptacles, ash urns and planters.

*Furnishings  
for  
Public  
Spaces*

## Fiberglass Colors




C-66 Silver



C-38 White



C-68 Bisque




C-46 Pale Yellow



C-44 Pale Blue




C-41 Med. Cool Grey




C-67 Oyster



C-58 Red



C-47 Pale Green



C-56 Lt. Blue Violet



C-43 Dark Grey



C-70 Light Grey



C-37 Crimson



C-23 Lt. Emerald Green



C-57 Blue



C-71 Charcoal



C-42 Med. Warm Grey



C-63 Dark Red



C-25 Forest Green



C-61 Deep Blue



C-33 Black



C-20 Taupe



C-36 Burgundy




C-27 Emerald Green



C-30 Dark Blue

## Integral Concrete Colors



C-76 Charcoal



C-72 Tan



C-74 Taupe



C-73 Terra Cotta



C-75 Grey