



T402-25

T402-3

T402-8



T402 Series

Furnishings
for
Public
Spaces

These fiberglass cylindrical, cube and rectangular tables are made in a large range of sizes. They also make excellent seating at lower heights.

Extra weight can be added at the factory, if specified, and provisions can be made for the insertion of metal ash units. Bases are 1" high flush, set in approximately 1/4" from the body of the table.

To specify:
Indicate model number,
color and any options

To specify color:
To specify fiberglass
colors, see color page
C-8.

Options:

- Extra weight in base
- Fire retardant resin
- Anchor straps
- Intermediate heights
- 2" high cushions are available

Specifications	Model	Relative Sizes	Overall Size	Approx. Weight	
Cylindrical Tables	T402-1		18" dia x 14" high	13 lbs	
	T402-2		18" dia x 18" high	14 lbs	
	T402-3		18" dia x 22" high	15 lbs	
	T402-4		24" dia x 14" high	18 lbs	
	T402-5		24" dia x 18" high	20 lbs	
	T402-6		24" dia x 22" high	22 lbs	
	T402-34		24" dia x 28" high	25 lbs	
	T402-7		30" dia x 14" high	26 lbs	
	T402-8		30" dia x 18" high	28 lbs	
	T402-9		30" dia x 22" high	31 lbs	
	T402-52		36" dia x 14" high	33 lbs	
	T402-53		36" dia x 18" high	36 lbs	
T402-54	36" dia x 22" high		39 lbs		
T402-10		48" dia x 14" high	46 lbs		
T402-11		48" dia x 18" high	50 lbs		
T402-12		48" dia x 22" high	54 lbs		
Cube Tables	T402-21		18" sq x 14" high	18 lbs	
	T402-22		18" sq x 18" high	19 lbs	
	T402-23		18" sq x 22" high	21 lbs	
	T402-35		18" sq x 28" high	25 lbs	
	T402-24		24" sq x 14" high	24 lbs	
	T402-25		24" sq x 18" high	26 lbs	
	T402-26		24" sq x 22" high	28 lbs	
	T402-36		24" sq x 28" high	33 lbs	
	T402-27		30" sq x 14" high	33 lbs	
	T402-28		30" sq x 18" high	36 lbs	
	T402-29		30" sq x 22" high	39 lbs	
	T402-30		36" sq x 14" high	41 lbs	
	T402-31		36" sq x 18" high	45 lbs	
	T402-32		36" sq x 22" high	49 lbs	
	T402-50		48" sq x 14" high	59 lbs	
	T402-51		48" sq x 18" high	64 lbs	
	Rectangular Tables	T402-41		18" x 24" x 14" high	20 lbs
		T402-42		18" x 24" x 18" high	22 lbs
T402-43		18" x 24" x 22" high		24 lbs	
T402-44		18" x 24" x 28" high		28 lbs	
T402-45			18" x 36" x 14" high	27 lbs	
T402-46			18" x 36" x 18" high	30 lbs	
T402-47			18" x 36" x 22" high	33 lbs	
T402-48			24" x 36" x 14" high	31 lbs	
T402-49			24" x 36" x 18" high	34 lbs	
T402-57			30" x 60" x 14" high	63 lbs	
T402-58			30" x 60" x 18" high	65 lbs	

For more information, call or write:

C-8 Color Chart




Color page C-8 shows colors for fiberglass products, and is as accurate as can be reasonably expected. Actual color samples are available upon request. Other colors are available for an upcharge. Note: When exposed to the sun

outdoors, chalking may appear over time. Buffing and re-waxing can remove this.

The bottom row shows concrete colors available for concrete bench pedestals and concrete waste receptacles, ash urns and planters.

*Furnishings
for
Public
Spaces*

Fiberglass Colors




C-66 Silver



C-38 White



C-68 Bisque




C-46 Pale Yellow



C-44 Pale Blue




C-41 Med. Cool Grey




C-67 Oyster



C-58 Red



C-47 Pale Green



C-56 Lt. Blue Violet



C-43 Dark Grey



C-70 Light Grey



C-37 Crimson



C-23 Lt. Emerald Green



C-57 Blue



C-71 Charcoal



C-42 Med. Warm Grey



C-63 Dark Red



C-25 Forest Green



C-61 Deep Blue



C-33 Black



C-20 Taupe



C-36 Burgundy




C-27 Emerald Green



C-30 Dark Blue

Integral Concrete Colors



C-76 Charcoal



C-72 Tan



C-74 Taupe



C-73 Terra Cotta



C-75 Grey