



B321 B-SS-7222

B321 B-RWS-7223

B321 A-RWS-7223



B321 A-SS-7222



Wave Bench Series Steel & Wood Slat

Furnishings
for
Public
Spaces

Steel



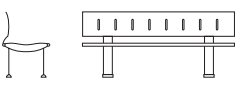



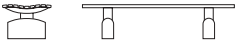


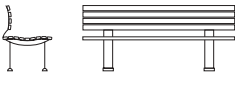


Seats are 14-gauge and support pedestals are .375" thick x 4" wide. The steel seats are bolted to the pedestals. All steel parts are powder coated in a polyester based formulation with excellent light and weathering resistance.

Wood Slat

On interior applications we use 2.34" x 1.2" cross section red oak. The oak is kiln dried and finished with a clear, moisture-resistant satin lacquer that requires little maintenance. For exterior applications, redwood is known for its durability, decay resistance, and good weathering characteristics. For redwood, we use a special penetrating redwood toned oil-resin sealer-finish which enhances the beauty and warmth of the wood. This special finish seals, protects and hardens the wood surface.

Feet

Black injection molded rubber feet are standard on models with steel legs to prevent marring of floors. Cast steel feet of similar shape, as well as L-shaped anchor straps, are available to enable the benches to be bolted to the ground. Reinforced concrete feet are cast in an integral color.

Specifications		Model	L	D	H
	Steel seat; steel legs; no back	B321 A-SS-7222	72"	22.25"	16"
	Steel seat; concrete legs; no back	B321 A-SC-7222	72"	22.25"	16"
	Steel seat & back; steel legs	B321 B-SS-7222	72"	23.25"	30.75"
	Red oak slat seat; steel legs; no back	B321 A-ROS-7223	72"	23"	16"
	Redwood slat seat; steel legs; no back	B321 A-RWS-7223	72"	23"	16"
	Ipe slat seat; steel legs; no back	B321 A-IPS-7223	72"	23"	16"
	Red oak slat seat; concrete legs; no back	B321 A-ROC-7223	72"	23"	16"
	Redwood slat seat; concrete legs; no back	B321 A-RWC-7223	72"	23"	16"
	Ipe slat seat; concrete legs; no back	B321 A-IPC-7223	72"	23"	16"
	Red oak slat seat & back; steel legs	B321 B-ROS-7223	72"	23.5"	31.25"
	Redwood slat seat & back; steel legs	B321 B-RWS-7223	72"	23.5"	31.25"
	Ipe slat seat & back; steel legs	B321 B-IPS-7223	72"	23.5"	31.25"

Options:

- Cast steel anchor feet or L-shaped anchor straps for steel legs
- Steel arms (see Bench Arms & Tables bulletin)

Concrete and metal foot options

To specify style:

With or without back

To specify material:

Steel or wood slat with steel or concrete legs

To specify color:

For steel colors, see page C-6; for concrete legs, see page C-6 (bottom)



For more information, call or write:

C-6 Color Chart



All standard RPI powder coat colors are polyester based for a smooth, glossy finish with excellent exterior light and weathering resistance. Other powder manufacturers' standard RAL colors are available for an upcharge.

The concrete colors are used in our concrete line and for pedestals specified in many seating designs. All colors are approximate. Actual color samples are available upon request.

*Furnishings
for
Public
Spaces*

Powder Coat Colors for Metal



P-7044 Light Grey



P-9003 Cool White



P-3012 Rose Bisque




P-1028 Buttercup




P-4005 Violet



P-7037 Medium Grey



P-9001 Warm White



P-3017 Rose




P-6021 Light Green



P-5018 Teal



P-7011 Dark Grey



P-1015 Cream



P-3003 Crimson



P-6029 Medium Green



P-5005 Deep Blue



P-7016 Charcoal



P-1048 Sand



P-3009 Dark Red




P-6005 Emerald Green



P-5011 Dark Blue



P-9005 Black



P-8025 Brown



P-3007 Burgundy




P-8004 Dark Copper



P-9006 Metallic Silver

Integral Concrete Colors



C-76 Charcoal



C-72 Tan



C-74 Taupe



C-73 Terra Cotta



C-75 Grey

C-7 Color Chart



Furnishings
for
Public
Spaces

This color chart shows standard colors for laminated maple, steel wrinkle finish, and polyethylene. All colors are approximate. Actual color samples are available upon request.

Laminated Maple Wood Stain Colors

All laminated maple parts are either lacquered or are stained in a color first and then lacquered. For indoor use only.



W-11 Natural



W-27 Bone



W-29 Black



W-17 Walnut



W-63 Red Currant



W-42 Avocado



W-94 Royal Blue

Steel Powder Coat Wrinkle Finish Colors

A wrinkle finish on steel can add an element of texture to a polyester powder coating. These coatings are formulated for excellent use indoors and out. For standard non-wrinkle finish, see color chart C-6.



22-4001 Wildfire




22-7001 Tuxedo Black



22-7002 Pachyderm
Grey



22-7003 Storm Grey



22-8004 Chicory

Polyethylene Colors

In our polyethylene wasters and bench pedestals, the color is part of the material itself. The material contains UV stabilizer to resist fading outdoors. Other colors are available at an extra cost. The white material has no color added and is actually slightly translucent. Bench pedestals are available only in charcoal.



158 Warm Glow
Orange



431 Graphite Grey



298 Pool Blue



397 Light Moss Green



Translucent White



Charcoal